

THE SUZUKI

# SWACE



SWACE BROCHURE





# Hi!

**INNOVATIVE, RELIABLE, FUN, WITH FORWARD THINKING TECH AND POWERFUL PERFORMANCE AT THEIR HEART. SIMPLY PUT, THE BEST DRIVE AROUND. SINCE 1955, WE'VE KEPT OUR EYES ON THE ROAD TO BUILD CARS THAT WOW.**

From great value, fun to drive small cars to capable SUVs with ALLGRIP 4-wheel drive\*, the Suzuki range has got you covered. We offer various types of hybrid technologies as standard across our range, from mild hybrid to plug-in hybrid. Whichever model you choose, the fun Suzuki personality shines through, so when you're behind the wheel of a Suzuki, you're in a happy place.

At Suzuki, we know car ownership isn't just about the car. That's why we're proud to have a brilliant network of dealers who excel in customer satisfaction and will be with you every step of the way.

Test drive a Suzuki and experience our unbeatable blend of performance, dependability and safety features. Make your drive one to remember.



\*Available as an optional extra on selected models.



Swace



ACROSS



Vitara



S-Cross



Swift Sport



Swift



Ignis



A white Toyota Swace is shown from a front-three-quarter view, parked on a paved waterfront promenade. The car's license plate area displays 'SWACE'. In the background, a dense city skyline with various skyscrapers is visible under a blue sky with scattered white clouds. The water of a harbor or bay is in the lower-left foreground.

**LIFE,  
STYLED.**

**FUSING SPORTY STYLING  
WITH PRACTICAL DRIVING.  
THE SWACE HAS IT ALL.**

Never choose between style and function again. With the Swace, there's no compromise. It has both by the bucketload. Sharp LED headlamps, an impressive honeycomb patterned grille and flared wheel arches create a powerful and wide stance that complements the Swace's premium estate body.

Practically speaking, the beautifully-designed flowing body lines and sculptured tailgate, which is constructed using lightweight material, not only adds to the dynamic exterior design, but also enhances fuel efficiency. Integrated roof rails neatly top off the distinctive shape of the Swace, and are perfect for simply mounting the optional multi roof rack\*, helping you to carry all your gear for that weekend escape.

It's time to have it all with the stylish Swace, the car that's ready to handle your lifestyle.

\*Multi roof rack available as a dealer fitted accessory option.



# ROOM TO MANOEUVRE

**SPACE THAT SPEAKS VOLUMES. GET BEHIND THE WHEEL OF THE SWACE, AND THE POSSIBILITIES ARE ENDLESS.**

Say hello to more getaways and holidays with the Swace. Get ready to enjoy more sports and activities. And be prepared to explore more of what the world has to offer.

A large extendable luggage area transforms thanks to a remote lever in the boot. Go from an ample 596 litre compartment to a generous 1,606 litres maximum capacity with the rear seats folded down, making for a fully flat floor which means you'll never run out of space.

The reversible boot floorboard with either carpeted or all weather protected resin surface

can be lowered to store taller objects. That's more room for suitcases, fishing tackle, stuff for family fun at the park or whatever you need.

And with effortless loading and unloading thanks to the handy electromagnetic tailgate, you can just simply open the boot at a touch with the wireless remote control. Don't forget about your passengers too. They'll be sitting comfortably, with plenty of leg room and cabin space so they can really stretch out.

Fit more into the Swace and get more out of life.





**GO WITH**

**ELEGANCE**



**GO WITH THE FLOW IN THE SWACE. ENJOY SPACIOUSNESS AND COMFORT THAT WRAPS AROUND YOU.**

The Swace's interior has been crafted with premium materials, and a keen eye, for a truly elegant experience.

From the moment you sit down, you'll enjoy the feel of the supportive seats built to keep you comfortable throughout your journey. Plus, the soft padding and understated chrome detailing throughout the entire cabin conveys luxury quality and meticulous attention to detail.

The wide instrument panel and chrome details flow seamlessly into the door trim, creating a spacious, attractive, and modern look and feel.

You've also got total control of the cabin temperature with dual-zone automatic air conditioning, which even comes with S-FLOW to automatically detect where passengers are and adjust airflow so everyone is happy. Another nice touch you'll appreciate, well your hands and back will, is the heated steering wheel and front seats.

In fact, the elegant interior feels spacious, open and comfortable for all passengers front and rear. Are you sitting comfortably? You are, if you're in the Swace.







# BETTER CONNECTED

## HIGH TECH FEATURES TO KEEP YOU GOING.

The world doesn't stop when you get in your car. That's why the Swace is packed full of advanced tech features to help you stay connected and get the most out of your drive.

The Swace is designed with the driver in mind, so everything is in your control. The central multimedia touch screen display makes it easy to search through menus, personalise

your setting and preferences, and link your phone to your car in a few taps. Use Apple CarPlay® or Android Auto™ to stay connected with carefully chosen apps on the go, including certain digital navigation apps.

Thanks to the Qi wireless charging pad\*, you can keep your phone charged throughout the journey, so you'll never be caught short again.

androidauto | 

\*Available on SZ5 models only.  
Apple, Apple CarPlay and iPhone are all trademarks of Apple Inc. Registered in the U.S. and other countries.  
Android and Android Auto are trademarks of Google LLC.





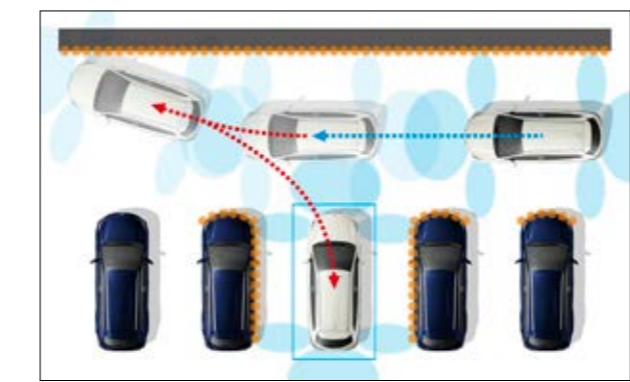
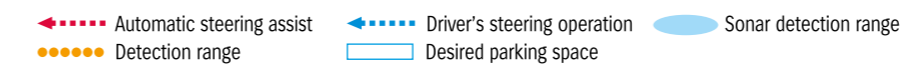
# YOU'RE IN SAFE HANDS

**WE'RE DEDICATED TO KEEPING YOU AND YOUR PASSENGERS SAFE AND SECURE. THAT'S WHY THE SWACE COMES EQUIPPED WITH ALL THE LATEST SAFETY FEATURES.**

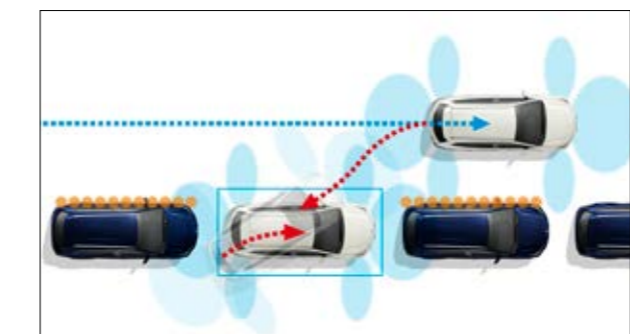
Use tech like our Driving Assist feature to intelligently monitor your surroundings and reduce the likelihood of collisions, simplify parking\*, and help you stay in your lane when driving. It even makes stop and go traffic easier to handle.

You're in very safe hands in the Swace. Explore all the great features that keep you safe and sound.

**SIMPLE-INTELLIGENT PARKING ASSIST (S-IPA)\***  
 S-IPA assists the driver when reversing into a parking space, parallel parking, or departing from a parallel parking space. It simplifies these manoeuvres by providing audio and visual guidance while automatically operating the steering wheel to support the driver. The system uses ultrasonic wave sensors and allows accurate parking even in narrow spaces.



**REVERSE PARKING SUPPORT FUNCTION**  
 Reversing into a parking space becomes much easier and less stressful with the active assistance of this convenient feature. Once you've chosen your parking space and moved into position, simply turn on S-IPA, remove your foot from the brake pedal and follow the voiced instructions to stop and shift gears as the function automatically parks the vehicle.



**PARALLEL PARKING SUPPORT FUNCTION**  
 Parallel parking can be a challenge for the best of drivers. But this feature makes it easier than ever by handling the steering and decision making for you. Activate S-IPA while near a parking space to parallel park, or while in the P position to depart from a parallel parking space. Then follow a few simple steps and the system will steer for you.

**PRE-COLLISION SYSTEM (PCS)**  
 PCS helps prevent collisions with other vehicles, pedestrians and bicyclists by monitoring the road ahead with a millimetre-wave radar and monocular camera. It supports pre-collision warning, pre-collision braking assist and pre-collision braking features.

**LANE TRACING ASSIST (LTA)**  
 When LTA determines that unintended lane departure is likely to occur, it partially assists steering operation to keep the vehicle in the centre of the lane and prevent departure from the lane or road. It includes lane departure alert, steering assist, vehicle sway warning and lane centring features.

**ROAD SIGN ASSIST (RSA)**  
 RSA monitors the road for traffic signs and displays them on the multi-information display when they are detected. The system is compatible with speed limit, no passing zone, residential area, end of zone and other European road signs.

**DYNAMIC RADAR CRUISE CONTROL (DRCC)**  
 DRCC automatically maintains ample distance with the vehicle ahead and stops the vehicle when the preceding vehicle comes to a stop. When there is no vehicle traveling ahead, the vehicle travels at a fixed speed.

**AUTOMATIC HIGH-BEAM (AHB)**  
 AHB automatically switches between high and low beams when appropriate to ensure a clear field of vision for the driver, reduce inconvenient manual operation, and reduce headlamp glare for oncoming traffic while driving at night.

**BLIND SPOT MONITOR (BSM)\***  
 BSM detects vehicles located in or approaching the rear blind spots on either side of the vehicle and makes lane changing safer. When a vehicle is approaching or detected in a rear blind spot, a warning icon is illuminated in the relevant outer mirror.

**REAR CROSSING TRAFFIC ALERT (RCTA)\***  
 RCTA helps the driver avoid collisions when reversing out of parking spaces. When the sensors detect vehicles approaching blind spots in the rear, a buzzer and blinking mirror icons warn the driver.

Driving assist functions are limited by the ability of the monocular camera, laser sensor and millimetre-wave radar sensors to detect obstacles, lanes and traffic signs. It may not operate depending on the road surface or weather conditions. Please do not rely on this system alone to ensure safety and take responsibility for driving safely. For more details, ask your local dealer or refer to our official website.

\*Available on SZ5 models only.



# HYBRID FOR LIFE

**MAKE THE RIGHT CHOICE. FEEL THE POWER. DRIVE HAPPY.**

Get ready for an efficient and powerful drive with the Suzuki Swace. An electric motor is paired with a 1.8 litre petrol engine for optimum performance and efficiency. Plus, a lightweight and efficient CVT automatic transmission comes as standard, so your ride stays smooth and enjoyable through each and every gear.

The Swace is expertly designed for responsive, smooth acceleration, while maintaining excellent fuel economy and low emissions. So you'll get a spirited, comfortable and efficient drive, wherever your heading.

Company drivers will also be glad to know they'll be in a favourable low Benefit-in-Kind tax band too.

And with fuel economy of 64.2mpg and CO<sub>2</sub> emissions just 103g/km (WLTP combined), you can rest easy knowing the Swace is a great choice for you and those around you.

All the more reason to start your next adventure now.





**EASY ON THE EYE. EASY TO DRIVE.  
EASY TO KEEP GOING.**

Thanks to the smooth ride and responsive steering, every drive in the Swace is simple and sweet. And because it's a self-charging Full Hybrid system, you don't have to worry about interrupting your drive to find somewhere to charge.

What's more, both the electric motor and petrol engine, can drive the vehicle during acceleration to optimise performance.

And for those early starts when you don't want to wake the neighbours the Swace has a full Electric Vehicle driving mode (for up to approx 1 km), where all the power comes only from the electric motor. Neat.

With 3 driving modes, Normal, Eco and Sport the choice is yours on how you want to drive.

Whichever you choose, you're in for a smooth drive, no compromise.

# SMOOTH OPERATOR





# CHOOSE YOUR SWACE

The Swace gives you the best of both worlds. Power to get through your week and space to make more of your weekends. A car that's elegant and practical. Punchy yet comfortable. With two Swace models to choose from you'll never have to compromise.



## SZ-T

If the SZ-T is the one for you, then you get all of this as standard:

- 16" polished alloy wheels
- LED headlights
- Silver roof rails
- 8" multimedia touchscreen display
- Smartphone connectivity
- Pre-collision system
- Lane tracing assist
- Roadsign assist



## SZ5

Or if you're after even more tech and spec, how about the SZ5:

- Front and rear parking distance sensors
- Simple-Intelligent Parking Assist (S-IPA)
- Front and rear door lights
- Centre console tray with wireless charger
- BI-LED projector headlamps (low & high beam)
- Blind spot monitor
- Rear cross traffic alert



# CHOOSE YOUR SHADE



UNDERSTATED ELEGANCE IS THE ORDER OF THE DAY WITH OUR COLOUR OPTIONS. WELL, WHEN YOU'RE AS POWERFUL AS THE SWACE YOU DON'T NEED TO SHOUT ABOUT IT.



Precious Silver



Dark Blue Mica



Oxide Bronze Metallic



White Pearl  
Crystal Shine




Super White



Precious Silver



Dark Blue Mica



Black Mica



Phantom Brown  
Metallic



Oxide Bronze  
Metallic





## DRIVE AWAY WITH SUZUKI FINANCE



Once you've found the Suzuki for you, you may want to consider an ideal Suzuki Finance product to go with it.

### What are the options?

- 1. Personal Contract Purchase** – Great for those who want flexibility; Once you've agreed your deposit, repayment period and annual mileage, the dealer will work out the monthly repayment amount and optional final repayment amount. After you've made all the monthly repayments you will have 3 options: 1. Own the vehicle by paying the optional final repayment 2. Part exchange\* 3. Return the vehicle (return conditions apply\*\*).
- 2. Hire Purchase** – If you want to own the vehicle at the end this could be the product for you. Once you've agreed your deposit and repayment period, the dealer will work out the monthly repayment amount. Once you have made all the monthly repayments including interest, you will become the owner of the vehicle.
- 3. Personal Contract Hire** – This is a fixed cost rental agreement with no ownership option at the end. Select your new Suzuki, agree the annual mileage and term of agreement and pay an initial rental in advance, followed by regular monthly rentals over the agreed term. When the agreement comes to an end the vehicle must be returned (return conditions apply\*\*).

What's the difference?	HP	PCP	PCH - Subject to Availability
<b>Length of the agreement</b>	From 1-5 years	From 1-4 years	From 2-5 years
<b>Deposit/Initial Rental Required</b>	<b>Yes</b> £0 deposit may be available	<b>Yes</b> £0 deposit may be available	<b>Yes</b> Initial payment of between 1-12 months rentals
<b>Fixed Monthly Repayments</b>	<b>Yes</b>	<b>Yes</b>	<b>Yes</b>
<b>Maximum Permitted age of car at Agreement End</b>	Typically 14 Years	Typically 7 Years	Typically 5 Years
<b>Ownership option at agreement end</b>	<b>Yes</b>	<b>Yes</b> After optional final repayment is paid	<b>No</b> Vehicle must be returned
<b>Mileage and condition restrictions/charges</b> (if you exceed agreed mileage or the vehicle is not in good condition upon return)	<b>No</b>	<b>Yes</b> Charges apply if you return the vehicle	<b>Yes</b>
<b>Optional Final Repayment</b>	<b>No</b>	<b>Yes</b>	<b>No</b>
<b>End of Contract Goods Return Option</b>	<b>No</b>	<b>Yes</b> Return conditions apply	<b>Yes</b> Return is compulsory. Return conditions apply

CREDIT IS SUBJECT TO STATUS. THE VEHICLE IS AT RISK OF REPOSSESSION IF YOU DO NOT MAINTAIN CONTRACTUAL REPAYMENTS

### What's next?

For more information or help finding the right product for you, pop into your local dealer or [cars.suzuki.co.uk/Suzuki-finance](http://cars.suzuki.co.uk/Suzuki-finance)

\*Part exchange subject to settlement of your existing finance agreement; new finance agreements are subject to status.\*\*To avoid incurring charges, the vehicle needs to be in good condition (fair wear and tear accepted) and within the permitted maximum mileage. The vehicle is at risk of repossession if you do not maintain contractual repayment. **Personal Contract Purchase and Hire Purchase:** Credit is available to UK residents aged 18 or over, subject to status. Suzuki Finance is a trading style of Suzuki Financial Services Limited, St William House, Tresillian Terrace, Cardiff, CF10 5BH. Finance is available for Republic of Ireland residents, subject to status, and will vary from the above. The credit provider is Bank of Ireland Finance, which is a registered trading name of Bank of Ireland. **Personal Contract Hire:** Contract Hire is subject to status, age 18 and over. You will not own the vehicle. Contract Hire provided by Suzuki Contract Hire, a trading style of Lex Autolease Limited, Heathside Park, Heathside Park Road, Stockport, SK3 0RB.

## WHAT'S MOTABILITY?

The Motability Scheme enables people to get mobile by exchanging their mobility allowance to lease a new car.

Choose your favourite Suzuki Ignis, Swift\*, Vitara, S-Cross or Swace and lease it in exchange for your Government-paid mobility allowance. Many of our models start from Nil Advance Payment – which means you'll pay nothing upfront.

\*Excludes Swift Sport.

## BUILD YOUR FLEET

Get the best driving experience for your business, with Suzuki.

Practical, stylish, safe and efficient. The award-winning Suzuki range meets all your needs.

Plus, with excellent reliability and a dedicated Business Partners team, we're always on your side to help your business deliver more.

Visit [cars.suzuki.co.uk/business](http://cars.suzuki.co.uk/business) to find out how we can help.



# THE SUZUKI SERVICE PROMISE



At Suzuki, we aim to give you the best possible service. Which is why we've created the Suzuki Service Promise.

We promise that every Suzuki customer will experience superior levels of care and leave impressed by the little extras we include as standard:

- Alternative transport options
- Simple and transparent pricing
- Only pre-approved work undertaken
- Suzuki-trained technicians
- Suzuki Genuine Parts
- Progress report during the day
- Wash and vacuum with pre-booked work
- Vehicle health check on every visit
- Accident Aftercare

## WARRANTY

Every Suzuki Vitara comes with a comprehensive three-year or 60,000-mile (UK)/100,000 km (ROI) warranty (whichever comes first) and a 12-year anti-perforation warranty.

## ROADSIDE ASSISTANCE

We're always around if you need roadside assistance. New cars come with Suzuki Assistance cover which includes 24-hour roadside assistance, home start and recovery through Republic of Ireland, UK and Europe. And if the car is older than 12 months, you'll receive a complimentary AA Assistance Lite policy when you bring your car in for a service or MOT to one of our authorised Suzuki dealers.

Terms apply, for more information visit [cars.suzuki.co.uk/new-cars/insurance](https://cars.suzuki.co.uk/new-cars/insurance).



# TREATING YOU RIGHT

We're serious about our cars. And our customers.

With over a century of experience and innovation behind us, we care about keeping the good times and the good cars rolling.

Our philosophy has always been about the joy of driving, so we're dedicated to making cars that offer something for everyone and are, above all, fun to drive. Plus, your Suzuki experience doesn't stop when you buy the car. We'll continue to look after you long after you've driven off the forecourt.

Our Suzuki Service Promise guarantees that every Suzuki customer will receive superior levels of care when their car needs servicing, plus every new Suzuki comes with a 3-year or 60,000 miles (UK) / 100,000km (ROI) warranty, and Free Driveaway Insurance\*. Because when you're with us, we want you feeling looked after.

You've made it this far, so we're pretty sure you're itching to test drive one of our Vitara range models. Good news – it's really easy to set up. Just **find your local Dealer** on our website and book a test drive at your own convenience. But be warned, after five minutes behind the wheel of a Vitara, you might not want to give it back.

# OUR DEALER SERVICE

We put our customers at the heart of what we do. When it comes to customer service our dealers have a proven track record of performing highly in the bi-annual UKCSI rankings. They are always on hand to help you find your perfect Suzuki.

\*UK only. Terms and conditions apply, see [cars.suzuki.co.uk/new-cars/insurance](https://cars.suzuki.co.uk/new-cars/insurance)



# EQUIPMENT

CATEGORY	DESCRIPTION	SZ-T	SZ5
Safety	E-Call	•	•
	ABS with EBD and Brake Assist function	•	•
	Hill hold control	•	•
	Driver & front passenger airbags	•	•
	Front passenger airbag deactivation system	•	•
	Side airbags	•	•
	Curtain Airbags	•	•
	Driver knee airbag	•	•
	Front: 3-point ELR seatbelts with pretensioner, force limiter and shoulder height adjuster	•	•
	Rear: 3-point ELR seatbelts with pretensioner and force limiter (2 x side), 3-point ELR seatbelt (centre)	•	•
	2 x ISOFIX child seat anchorages	•	•
	3 x Child seat tether anchorages	•	•
	Childproof rear door locks	•	•
	Tyre pressure monitoring system	•	•
	High mounted stop lamp	•	•
	Emergency Stop Signal	•	•
	PCS (Pre-Collision System)	•	•
Automatic High Beam	•	•	

CATEGORY	DESCRIPTION	SZ-T	SZ5
Safety	RSA (Road Sign Assist)	•	•
	Dynamic radar cruise control with full-speed range	•	•
	Lane departure alert function	•	•
	Steering assist function	•	•
	Vehicle sway warning function	•	•
	Lane centering function	•	•
	VSC (Vehicle Stability Control)	•	•
	Blind Spot Monitor		•
	Rear cross traffic alert		•
	Emergency tyre puncture repair kit (no spare tyre)	•	•
	Security	Immobiliser	•
Security alarm		•	•
Remote central door locking		•	•
Deadlocks		•	•
Freewheeling key cylinders		•	•
Locking wheel nuts		•	•



# EQUIPMENT



CATEGORY	DESCRIPTION	SZ-T	SZ5
<b>Comfort &amp; Convenience</b>	Push engine start system	•	•
	Smart door lock system		•
	Front & rear parking distance sensors		•
	Simple-Intelligent Parking Assist (S-IPA)		•
	Rear parking camera	•	•
	Lights-on reminder	•	•
	Front & rear seatbelt reminder	•	•
	Speed limiter	•	•
	3-spoke leather covered steering wheel	•	•
	Telescopic adjustable steering wheel	•	•
	Tilt-adjustable steering wheel	•	•
	Heated steering wheel	•	•
	7-inch colour LCD info display	•	•
	Clock	•	•
	ECO Accelerator Guidance	•	•
	Eco Score	•	•
	Energy monitor	•	•
	Trip information	•	•
Driving mode switch	•	•	
Electric front windows	•	•	

CATEGORY	DESCRIPTION	SZ-T	SZ5
<b>Comfort &amp; Convenience</b>	Electric rear windows	•	•
	Front map light	•	•
	Rear cabin light (3-position)	•	•
	Cup holder lights		•
	Front and rear door lights		•
	Front console tray light		•
	Luggage area lamp	•	•
	Front sun visors with vanity mirrors	•	•
	Front vanity mirrors illumination	•	•
	2 x Front assist grips	•	•
	2 x Rear assist grips	•	•
	2 x Rear coat hooks	•	•
	12V accessory socket (console box)	•	•
	12V accessory socket (front console)	•	•
	12V accessory socket (luggage area)	•	•
	Console box with armrest (resin)	•	
	Console box with armrest (leather with stitch)		•
	Rear centre armrest - fabric	•	



# EQUIPMENT



CATEGORY	DESCRIPTION	SZ-T	SZ5
<b>Comfort &amp; Convenience</b>	Rear centre armrest - PVC with stitch		•
	Centre console tray	•	
	Centre console tray with wireless charger		•
	Passenger side seat back pocket	•	•
	Driver side seat back pocket	•	•
	Driver's seat power adjustable lumbar support	•	•
	Electric parking brake	•	•
	Fabric seat upholstery	•	•
	Tailgate opener - electromagnetic type and inside remote control button	•	•
Tailgate opener - wireless remote control	•	•	
<b>Heating &amp; Visibility</b>	Dual-zone automatic air conditioning with S-FLOW mode	•	•
	Heated driver's and front passenger's seats	•	•
	Heater	•	•
	Rear heater duct	•	•
	PTC (Positive temperature coefficient) heater	•	•
	Rear ventilation	•	•
	Pollen filter	•	•
	Parabola LED projector headlamps (low & high beam)	•	
	BI-LED projector headlamps (low & high beam)		•
	Guide me home light	•	•

CATEGORY	DESCRIPTION	SZ-T	SZ5
<b>Heating &amp; Visibility</b>	Manual Headlamp levelling	•	•
	Daytime running lights - LED	•	•
	LED position lamps with DRL	•	•
	Front fog lamps	•	•
	Rear fog lamps	•	•
	Rear combination lamps	•	•
	Automatic headlamps	•	•
	Front wiper, 2 speeds (low, high) with adjustable intermittent + washer	•	•
	Rear wiper, 1 speed with intermittent + washer	•	•
	Automatic wiper	•	•
	Electrically adjustable door mirrors	•	•
	Heated door mirrors	•	•
	Electrically folding door mirrors with built-in turn signal lamp	•	•
	Anti-glare rear view mirror (automatic dimming)	•	•
Rear window demister	•	•	



# EQUIPMENT



CATEGORY	DESCRIPTION	SZ-T	SZ5
Storage	2 x cup holders (front)	•	•
	2 x cup holders (rear centre armrest)	•	•
	2 x front door and 2 x rear door bottle holders	•	•
	Glove box	•	•
	Rear seat with 60:40 split folding	•	•
	Luggage area cover	•	•
	Luggage separator (net)	•	•
	4 x Luggage area net hook	•	•
	Entertainment & communication	DAB digital radio	•
8" multimedia touchscreen display		•	•
Bluetooth integrated into audio unit		•	•
USB port (front lower console and inside of front armrest)		•	•
Smartphone link with Apple CarPlay® and Android Auto™		•	•
Front & rear speakers		•	•
Front tweeters		•	•
Speed-sensing volume control		•	•
Steering wheel mounted audio controls		•	•

CATEGORY	DESCRIPTION	SZ-T	SZ5
Styling	16" alloy wheels (polished finish)	•	•
	Roof rails - silver	•	•
	Rear upper spoiler	•	•
	Black front grille	•	•
	Body colour exterior door handles	•	•
	Body colour exterior door mirrors	•	•
	Green tinted windows	•	•
	Rear Privacy Glass	•	•
	Satin chrome instrument panel ornament	•	•
	Satin chrome & piano black instrument panel centre ornament	•	•
	Soft pad instrument panel	•	•
	Shark fin antenna	•	•
	Leather covered shift knob	•	•
	Felt material door trim insert with noise vibration reduction	•	•
	Chrome door trim ornament	•	•
	Satin Chrome inside door handles	•	•
	Felt material front and rear door trim with noise vibration reduction	•	•
Fabric door armrest	•		
Synthetic leather door armrest		•	



# TECHNICAL SPECIFICATIONS



	MODEL		1.8 FULL HYBRID
	AVAILABLE GRADES		SZ-T & SZ5
<b>Engine</b>	Type		2ZR-FXE
	Number of cylinders		4
	Number of valves		16
	Piston displacement	cm <sup>3</sup>	1,798
	Maximum output	PS (kW)/rpm	102 (75) / 5,200
	Maximum torque	Nm (lbft) / rpm	142 (105) / 3,600
	Fuel distribution		Fuel injection
EU emission standard		Euro 6d	
<b>Electric Motor</b>	Maximum output	kW	53
		Nm	163
<b>Transmission</b>	Type		CVT (Automatic)
	Final gear ratio		2.834
<b>Weights &amp; Dimensions</b>	Tyres		205/55R16
	Overall length	mm	4,655
	Overall width	mm	1,790
	Overall height	mm	1,460
	Wheelbase	mm	2,700
	Minimum turning circle	m	10.4
	Ground clearance	mm	135
	Seating capacity	Persons	5
	Luggage capacity (seatback folded, VDA)	litres	1,232

	MODEL		1.8 FULL HYBRID	
	AVAILABLE GRADES		SZ-T & SZ5	
<b>Weights &amp; Dimensions</b>	Luggage capacity (seatback raised, VDA)	litres	596	
	Kerb weight inc full options	kg	1,420	
	Gross vehicle weight	kg	1,835	
	Max towing weight (braked)	kg	750	
	Max towing weight (un-braked)	kg	450	
<b>Performance &amp; Economy</b>	Maximum speed	mph / km/h	112 / 180	
	0-62 mph / 0-100 km/h	seconds	11.1	
	Fuel tank capacity	litres	43	
	Battery capacity	Ah	3.6	
	CO <sub>2</sub> emissions	(WLTP) g/km	103	
	Fuel consumption (WLTP)	Low	mpg (l/100km)	72.1 (4.0)
		Medium	mpg (l/100km)	80.7 (3.5)
		High	mpg (l/100km)	72.4 (3.9)
Extra High		mpg (l/100km)	51.1 (5.6)	
Combined		mpg (l/100km)	64.2 (4.4)	





For more information  
or to book a test drive, visit:  
[cars.suzuki.co.uk/new-cars/swace](https://cars.suzuki.co.uk/new-cars/swace)

**Fuel economy and CO<sub>2</sub> results for the Suzuki Swace range. Mpg (l/100km) (combined): 64.2 (4.4). CO<sub>2</sub> emissions: 103 g/km.** Figures shown are for comparability purposes; only compare fuel consumption and CO<sub>2</sub> figures with other cars tested to the same technical procedures. These figures may not reflect real life driving results, which will depend upon a number of factors including the accessories fitted (post-registration), variations in weather, driving styles and vehicle load. Specifications and equipment vary depending on engine, transmission and model grade. Model availability varies by dealer. Please contact your local Suzuki Dealer for full details. All details correct at time of broadcast - February 2022. Vehicles shown throughout this brochure are for illustration only and may feature non-UK/ROI equipment. Suzuki GB PLC, Steinbeck Crescent, Snelshall West, Milton Keynes, Bucks MK4 4AE. Suzuki Customer Services 08085 011959 (UK) or 01 619 3671 (ROI). Calls may be recorded or monitored.