

# Vantage Range

Cruise | Vantage | Lithium Vantage

- Powerful car transportable pavement scooter
- Heavy duty motor with 26 stone capacity
- Cruise is a heavy-duty car transportable scooter which tackles inclines and hills with ease
- Vantage has the added all-round suspension for an ultra comfortable ride
- Lithium Vantage has all the features of the Vantage combined with a lightweight and long-lasting Epic 34Ah batteries, which are very light to carry, and allows for extensive travel distances








# Cruise, Vantage, Lithium Vantage Range

All scooters in the Vantage car transportable range offer an impressive 26 stone weight capacity and guarantee a comfortable and trouble free driving experience with the large spacious foot deck and supportive deluxe adjustable seat. Charging the scooter is straightforward with the choice of using either the easily accessible tiller charger or the battery box charger socket. With the heavy duty motor and mechanics, the Vantage range of scooters are able to tackle inclines and hills with ease giving you peace of mind whatever the terrain. Other user friendly features include the USB charger port, powerful LED front light and a drinks holder. With the unique docking design, disassembly and re-assembly of the scooter for transportation or storage is fast and easy. Optional extras include a rear-mounted stick holder.

The Vantage comes with all-round suspension for the ultimate luxury ride, even over rougher terrain. It is also wavailable in either pneumatic (great for comfort) or solid puncture proof tyres.

The Lithium Vantage comes with a Lithium battery box. Weighing in at just 6kg, it is super light so can be moved to your desired charging location with little effort. It is also very long-lasting which allows for extensive travel distances. The Lithium Vantage is also available in either pneumatic (great for comfort) or solid puncture proof tyres.

## Specifications

Model	Cruise	Vantage	Lithium Vantage
Speed (max)	4mph	4mph	4mph
Battery (max) - Standard	22Ah AGM	21Ah AGM	34Ah Lithium
Battery Box Weight	14kg	14kg	6kg
User Weight (max)	26 st. (170 kg)	26st. (170kg)	26st. (170kg)
Heaviest Part When Disassembled	18 kg	18 kg	18 kg
Total Weight (with batteries)	61 kg	63 kg	55 kg
Overall Length	1200 mm (47 in.)	1200 mm (47 in.)	1200 mm (47 in.)
Overall Width	550 mm (21.5 in.)	550 mm (21.5 in.)	550 mm (21.5 in.)
Overall Height	940 mm (37 in.)	940 mm (37 in.)	940 mm (37 in.)
Folded Height (tiller down/seat off)	470 mm (18.5 in.)	470mm (18.5 in.)	470 mm (18.5 in.)
Climbing Gradient (Max)	12°	12°	12°
Turning Radius (min)	1540 mm (60 in.)	1540 mm (60 in.)	1540 mm (60 in.)
Ground Clearance (Mid Frame)	90 mm (3.5 in.)	90mm (3.5 in.)	90 mm (3.5 in.)
Seat	Deluxe Ajustable	Deluxe Adjustable	Deluxe Adjustable
Seat Width	460 mm (18 in.)	460mm (18in.)	460mm (18 in.)
Seat Height	440-500 mm	400-500 mm	400-500 mm
Tyre	230 mm (9 in.) Pneumatic	230 mm (9 in.) Puncture Proof	230 mm (9 in.) Puncture Proof
Suspension	No	Adjustable Front and Rear	Adjustable Front and Rear
Lights	LED Front	LED Front	LED Front
Charger	2 Amp	2 Amp	2 Amp
Charger Type	Tiller/Battery Pack	Tiller/Battery Pack	Tiller/Battery Pack
Colours Available	Capri Blue  Oyster Grey 	Capri Blue  Oyster Grey 	Oyster Grey 



All the Vantage range come with a heavy duty motor



The Vantage and Lithium Vantage come with full suspension



Lithium Vantage Battery Box weighs 6kg