



GowringsVersa
MOBILITY

THE RANGE



**THE UK'S ORIGINAL MANUFACTURER & SUPPLIER
OF WHEELCHAIR ACCESSIBLE VEHICLES**

0345 608 8020

www.gowringsversamobility.co.uk





VAUXHALL COMBO

Two variants available, in Life & Life XL



FORD TOURNEO CONNECT



VOLKSWAGEN CADDY LIFE MAXI



VOLKSWAGEN TRANSPORTER

Two variants available:
Short Wheel Base (SWB)
Long Wheel Base (LWB)

Standard seating: 4 seats + 1 wheelchair

SEATING LAYOUTS

Maximum seating: 4 seats + 1 wheelchair

SWB

Entry height: 1410mm (56")

Internal min. height: 1340mm (53")

Flooring: Lowered floor

Wheelchair access: Manual ramp

Wheelchair zone length: 1300mm (51") max

Wheelchair channel width: 714mm (28") max

Transmission: Manual or automatic

Fuel types available: Petrol



LWB

Entry height: 1410mm (56")

Internal min. height: 1340mm (53")

Flooring: Lowered floor

Wheelchair access: Manual ramp

Wheelchair zone length: 1410mm (51") max

Wheelchair channel width: 714mm (28") max

Transmission: Manual or automatic

Fuel types available: Petrol

Standard seating: 5 seats + 1 wheelchair

SEATING LAYOUTS

Maximum seating: 5 seats + 1 wheelchair

Maximum seating when wheelchair user not travelling: 7 seats

Entry height: 1373mm (54")

Internal min. height: 1425mm (56")

Flooring: Lowered floor

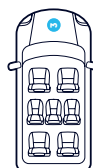
Wheelchair access: Manual ramp

Wheelchair zone length: 1516mm (59") max

Wheelchair channel width: 800mm (31") max

Transmission: Manual or automatic

Fuel types available: Diesel



Standard seating: 5 seats + 1 wheelchair

SEATING LAYOUTS

Maximum seating: 5 seats + 1 wheelchair

Maximum seating when wheelchair user not travelling: 5 seats

Entry height: 1354mm (53")

Internal min. height: 1374mm (54")

Flooring: Lowered floor

Wheelchair access: Manual ramp

Wheelchair zone length: 1176mm (46")
5+1 wheelchair layout
1868mm (73")
4+1 wheelchair layout

Wheelchair channel width: 796mm (31")

Transmission: Manual or automatic

Fuel types available: Petrol/Diesel



*Various seating and wheelchair options are available.

Standard seating: 4 seats + 1 wheelchair

SEATING LAYOUTS

Maximum seating: 7 seats + 1 wheelchair

Maximum seating when wheelchair user not travelling: 9 seats

Entry height: 1235mm (48")

Internal min. height: 1370mm (54")

Flooring: Flat floor

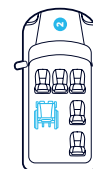
Wheelchair access: Electric tail lift

Lift platform length: 1400mm (55")

Lift platform width: 755mm (29") max

Transmission: Manual or automatic

Fuel types available: Diesel



*Various seating and wheelchair position options available. Call for details

**Please note all imperial measurements have been rounded up. Call our team for exact measurements.

CONTACT OUR FRIENDLY AND KNOWLEDGEABLE ADVISORS TO DISCUSS YOUR SPECIFIC REQUIREMENTS





VOLKSWAGEN CARAVELLE

Two variants available:

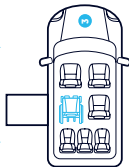
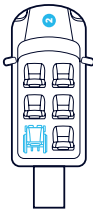
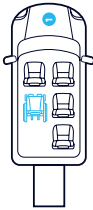
Short Wheel Base (SWB)

Long Wheel Base (LWB)

Wheelchair access via either electric tail lift or under floor side lift

Standard seating (Tail lift):	4 seats + 1 wheelchair
Standard seating (Side lift):	6 seats + 1 wheelchair
Maximum seating (Tail lift):	5 seats + 1 wheelchair
Maximum seating (Side lift):	6 seats + 1 wheelchair
Maximum seating when wheelchair user not travelling:	6 seats (Tail lift) 7 seats (Side lift)
Entry height (Tail lift):	1228mm (48")
Entry height (Side lift):	1235mm (48")
Internal min. height:	1323mm (52")
Flooring:	Flat floor
Wheelchair access:	Electric tail lift or electric side lift
Tail lift platform length:	1400mm (55")
Tail lift platform width:	755mm (29") max
Side lift platform length:	1200mm (47")
Side lift platform width:	760mm (30") max
Transmission:	Automatic
Fuel types available:	Diesel

SEATING LAYOUTS



*Various seating and wheelchair position options available. Call for details



RENAULT TRAFIC

Available in both lowered floor with ramp access and flat floor with tail lift access

LOWERED FLOOR

Standard seating:	4 seats + 1 wheelchair
Maximum seating:	7 seats + 1-2 wheelchairs
Wheelchair access:	Manual ramp
WHEELCHAIR POSITION	
Entry height:	1533mm (60")
Internal min. height:	1436mm (56")
Wheelchair zone length:	1704mm (67") max
Wheelchair channel width:	820mm (32") max
Transmission:	Manual or automatic
Fuel types available:	Diesel

SEATING LAYOUTS



FLAT FLOOR

Standard seating:	4 seats + 1 wheelchair
Maximum seating:	7 seats + 1-2 wheelchairs
Wheelchair access:	Tail lift
WHEELCHAIR POSITION	
Entry height:	1265mm (50")
Internal min. height:	1345mm (53")
Wheelchair zone length:	SWB: 2140mm (84") LWB: 2540mm (100")
Wheelchair width: (Usable floor width with seats)	950mm (37")
Wheelchair width: (Usable floor width without seats)	1250mm (49")
Transmission:	Manual or automatic
Fuel types available:	Diesel

Two small wheelchair conversion – details on request

*Various seating and wheelchair position options available. Call for details



RENAULT MASTER

Three variants available:

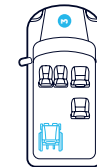
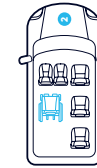
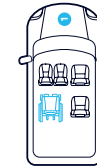
Short Wheel Base (SWB)

Medium Wheel Base (MWB)

Long Wheel Base (LWB)

Standard seating:	4 seats + 1 wheelchair
Maximum seating:	8 seats + 1 wheelchair
Entry height:	1590mm (62")
Internal min. height:	1668mm (65")
Flooring:	Flat floor
Wheelchair access:	Tail lift
Tail lift platform length:	1400mm (55")
Tail lift platform width:	755mm (29") max
Transmission:	Manual or automatic
Fuel types available:	Diesel

SEATING LAYOUTS



Note: Larger lifts available

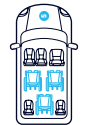
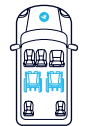
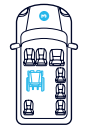
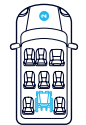
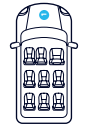
*Various seating and wheelchair position options available. Call for details



VAUXHALL MOVANO

Maximum seating:	5 seats + 3 wheelchairs
Maximum seating when wheelchair user not travelling:	9 seats
Entry height:	1790mm (70")
Internal min. height:	1430mm (56")
Flooring:	Flat floor
Wheelchair access:	Tail lift
Tail lift platform (usable) length:	1295mm (51")
Tail lift platform width:	762mm (30")
Transmission:	Manual or automatic
Fuel types available:	Diesel

SEATING LAYOUTS



Note: Wheelchair space flexible, dependent on requirements

CONTACT OUR FRIENDLY AND KNOWLEDGEABLE ADVISORS TO DISCUSS YOUR SPECIFIC REQUIREMENTS

**THE UK'S ORIGINAL MANUFACTURER & SUPPLIER
OF WHEELCHAIR ACCESSIBLE VEHICLES**



GVM-RB-002

*UK Mainland only. Multiple demonstrations may carry a charge.

Vehicle specifications correct at time of publication. Gowrings Mobility Group Limited cannot be held liable for any changes to the specification of vehicles it receives from vehicle manufacturers. Equipment levels, features, colour and trim options are subject to change without notice. Please contact us for the latest specifications and colour and trim options.

0345 numbers cost no more to call than a geographic (01 or 02) number and are usually included in inclusive minutes packages and discount schemes. Calls may be recorded for training purposes. All trademarks are acknowledged.

Gowrings Mobility Group Ltd, Daytona Drive, Thatcham, Berkshire, RG19 4ZD

FREE, NO OBLIGATION DEMONSTRATION SERVICE

A member of our demonstration team will bring the vehicle to you so you can fully test it. The demonstration will allow you to test drive and experience all the key features of the vehicle first-hand, making sure it's the right vehicle for your needs.

We recommend that transport operators invite clients and service users to the demonstration to ensure that you get the most out of the day. This service is free* and carries no obligation.

WITH YOU EVERY STEP OF THE WAY

Once you have placed your order a member of our customer care team will keep you updated throughout the entire process. Following delivery our relationship continues with our excellent after-sales support team on hand should you ever need us.

FIND OUT MORE

Whether you are looking for a vehicle for personal use or are a transport operator, GowringsVersa can help you find the perfect choice. One of our expert advisors will discuss your specific requirements to ensure that you make the right choice for your motoring needs. They can also advise on the various buying options.

0345 608 8020

www.gowringsversamobility.co.uk

